

**POPULAR  
PRODUCTS**



# **WE CARE ABOUT YOUR SAFETY**

## **B/A Products Co.**

***believes in creating smarter solutions and  
safer outcomes through manufacturing  
quality, innovative products.***



Most accidents, whether they occur at work, at home or on the roadway can be prevented by taking basic safety precautions. A careful and properly trained operator is the best insurance against an accident or injury. There are many nationally recognized trainers and training programs run by local towing associations, tradeshow and organizations like WreckMaster. Please contact these organizations directly to learn more.

Most of the products manufactured or distributed by B/A Products Co. are OEM equivalents (often used by the OEM's) or built to specific and recognized industry standards to perform a specific function within the towing and recovery industry. These products are to be used in the unique applications for which they were designed. The products offered for sale in this catalog are only to be used in the manner for which they were designed and within the assigned work load limits.

B/A Products Co. assumes those who purchase and use our products have been properly trained and are familiar with the applications for which an individual product was designed. B/A Products Co. assumes no liability for improperly trained operators or the negligent or improper use, intentional or otherwise, of any of the products we manufacture or distribute. If there is any uncertainty as to the proper usage of any product, please do not proceed.

For more information please visit us online at **BAPROD.COM**  
Learn more about the Move-Over Law at **BAPROD.COM/MOVE-OVER**

# TABLE OF CONTENTS



**2 STRAPS**  
*8 Point Tie Down Kit, Strap Assemblies,  
Recovery Straps*

**6 CHAIN**  
*Heavy Duty Chain Kit, Chain Assemblies,  
V-Chain, Hooks, Load Binders, Ratchets*

**12 WIRE ROPE**  
*Super Swage Wire Rope, Allow Swivel Hooks, Self  
Locking Swivel Hooks, Heavy Duty Skackle Kit*

**14 RECOVERY TOOLS**  
*Container Eye Link, Tanker Tube, Snatch Blocks,  
Super Sling, Driveline Buddy, Round Sling Kit*

**16 DOLLIES**  
*RediJack, High Speed Dolly, SLX Speed Dolly*

**17 SKATES & DOOR TOOLS**  
*Arm & Tire Skates, Rubber Wheel Chock,  
Sneaky Pete, Door Tools*

**18 ROADSIDE SAFETY**  
*Measuring Sticks, Slip Plate, Winch Bars,  
Straps, Flags*

**19 LIGHTING & ELECTRICAL**  
*Jump Start Packs, Tow Lights*

**20 AUTO TRANSPORT**  
*Straps & Accessories*

**22 INFORMATION**  
*Break Testing*

# STRAPS

ORIGINAL PATENTED  
8 Point Tie Down System



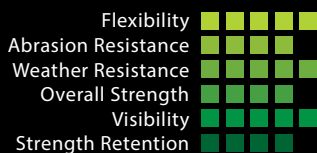
## HEAVY DUTY WEBBING (B.A.H.D)



*Feel the difference with this Heavy Duty webbing with over 50% more Fibers than our classic webbing! The added benefits for this thicker, heavier design is longevity, durability and superior abrasion resistance. Natural color resists fading.*



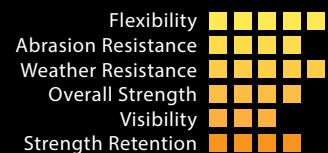
## HI-VIZ WEBBING



*B/A's Hi-Viz Webbing with added reflective thread increases visibility on the roadside. Designed with the same specs and standards as Classic Webbing, Hi-Viz Reflective Web takes roadside safety a step further.*



## CLASSIC WEBBING



*Our quality polyester Classic Webbing has been chosen as the Tower's workhorse strap for decades and has become the standard for everyday use in the towing industry.*

Products are **NOT** available in all webbing options.  
For all webbing products please visit [BAPROD.COM](http://BAPROD.COM)



### Roll Back Tie-Down System with Chain Ends

(4) Long Straps with Chain      (4) Ratchets with Chain  
(4) Short Straps with Lined Eyes

PART #	UNIT	LENGTH	WT	WLL
<b>38-200C</b>	KIT	14'	25 lb	4,000 lb
<b>38-218C</b>	KIT	18'	26 lb	4,000 lb
<b>HV38-200C</b>	KIT	14'	24 lb	4,000 lb
<b>HV38-218C</b>	KIT	18'	25 lb	4,000 lb



### Roll Back Tie-Down System with Snap Hook Ends

(4) Long Straps with Snap Hooks      (4) Ratchets with Snap Hook  
(4) Short Straps with Lined Eyes

PART #	UNIT	LENGTH	WT	WLL (PER WHEEL)
<b>38-200SH</b>	KIT	14'	20 lb	2,000 lb

Find other Products & Offerings on our website, visit [baprod.com](http://baprod.com) for more!



### 2" Long Strap with Chain

PART #	LENGTH	WT	WLL
<b>38-200C-L</b>	14'	25 lb	4,000 lb
<b>38-218C-L</b>	18'	26 lb	4,000 lb

### REPLACEMENT PARTS FOR STRAP KITS

### 2" Long Strap with Snap Hook

PART #	LENGTH	WT	WLL
<b>38-200-S</b>	16"	1 lb	4,000 lb



### 2" Flat Hook 2 Piece Quick Pick Strap

PART #	LENGTH	WT	WLL
<b>38-JD5</b>	10'	2 lb	3,000 lb



### 2" V-Strap with R, T & Mini J Hooks

PART #	LENGTH	WT	WLL
<b>N711-8CLU</b>	24" Legs	8 lb	5,400 lb @ 60°

### 2" Strap with D Ring

PART #	LENGTH	WT	WLL
<b>38-1</b>	8'	10 lb	3,330 lb
<b>38-1-10</b>	10'	11 lb	3,330 lb
<b>HV38-1</b>	8'	10 lb	3,330 lb
<b>39-1</b>	8'	10 lb	3,330 lb



### 2" Strap with Flat Snap Hook & Protective Sleeve

PART #	LENGTH	WT	WLL
<b>B/A</b> 38-3D	8'	1 lb	2,000 lb
<b>HV</b> HV38-3D	8'	1 lb	2,000 lb
<b>HD</b> 39-3D	8'	2 lb	2,000 lb



### 2" Ratchet Chain & Cluster Tie-Down Strap with Mini J, R & T Hooks

PART #	LENGTH	WT	WLL
<b>B/A</b> 38-100	8'	7 lb	4,000 lb
<b>B/A</b> 38-100-S	8'	4 lb	4,000 lb
<b>HV</b> HV38-100	8'	7 lb	4,000 lb
<b>HV</b> HV38-100-S	8'	4 lb	4,000 lb



38-100-S & HV38-100-S are Strap Only, Ratchet NOT Included

### 2" Strap with Mini J Hook

PART #	LENGTH	WT	WLL
<b>B/A</b> 38-5J	8'	2 lb	4,000 lb



### 3" Heavy Duty Under Lift Tie-Down

Sold as a pair.

PART #	LENGTH	WT	WLL
<b>B/A</b> 38-107	64"	16 lb	11,000 lb



### 2" 3-Ply Axel Strap with D-Rings

PART #	LENGTH	WT	WLL
<b>B/A</b> 38-50-26	26"	2 lb	3,330 lb
<b>B/A</b> 38-50-36	36"	2 lb	3,330 lb



### 2-Ply Recovery Strap



2-Ply Recovery Strap with Protective Sewn Cover

### 2-Ply Recovery Straps

View accessories at [baprod.com](http://baprod.com).

PART #	LENGTH	WIDTH/EYE WIDTH	WT	WORKING LOAD LIMITS		
				VERTICAL	BASKET	CHOKER
<b>B/A</b> 9-2P12/20	20"	12" / 6"	40 lb	26,900 lb	53,800 lb	21,500 lb
<b>B/A</b> 9-DC12/26	26"	12" / 6"	51 lb	26,900 lb	53,800 lb	21,500 lb

*with Protective Sewn Cover*



Unless specified differently, all B/A Products Co. web products are made with polyester web. Polyester web stretches less than nylon and is denser than nylon, allowing a polyester strap to be thinner than a nylon strap of the same Work Load Limit. Polyester also has better moisture and acid resistance. Polyester should never be used where alkalis are present.



## GENERAL WEB USAGE

All assemblies sewn by B/A Products Co. have a tag which identifies the material and the Work Load Limit of the assembly.

Tie-down assemblies have a 3 to 1 design factor, sling assemblies have a 5 to 1 design factor. See catalog pages for Work Load Limits of specific products.

When not in use, web assemblies should be stored in a cool, dry, dark place. Web assemblies should be cleaned with plain water only, and never machine washed.

## REMOVAL FROM SERVICE CRITERIA

Tie-Down Assemblies and Slings shall be removed from service if any of the following conditions are observed:



1 Holes, Tears, Cuts or Snags




2 Tag Illegible



3 Excessive Abrasive Wear




4 Knots




5 Burns or Weld Splatter



6 Chemical Burns




7 Damaged Loop



8 Webbing Cut at Fitting



9 Holes, Tears, Cuts or Snags



10 Tag Illegible



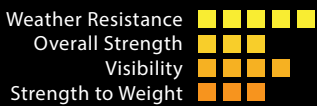
11 Excessive Abrasive Wear



# CHAIN

## G70

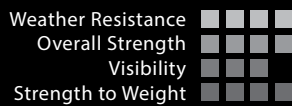
B/A GRADE 70 CHAIN



*Produced from heat-treated carbon steel. Standard for towing, logging and tie-down applications. Yellow Zinc Plated. Meets NACM standards.*

## G100

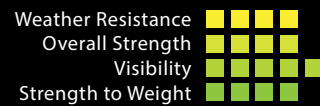
B/A GRADE 100 CHAIN



*Produced from a special alloy steel. Gray protective coating and 25% higher Work Load Limit. Meets NACM, OSHA and ANSI standards for overhead lifting.*

## HV

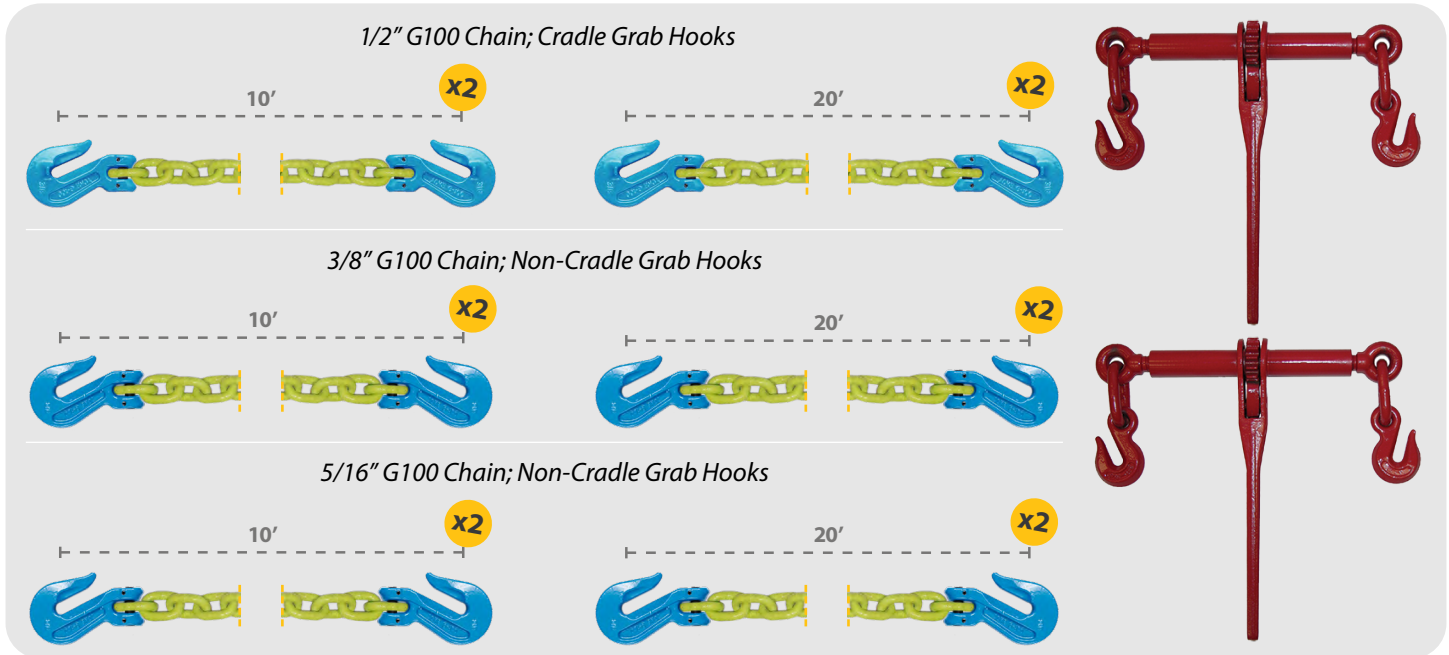
B/A GRADE 100 CHAIN



*High visibility bright yellow power coating finish for improved safety and weather resistance. This round link chain is strong and lightweight.*



## HEAVY DUTY CHAIN KIT




### Heavy Duty Chain Kit

PART #	DESCRIPTION	WT
H11-HDCK	Hi-Viz Chain	362 lb

Other kit options available on [baprod.com](http://baprod.com)


### Includes:

	WLL
(4) 1/2" G100 Chain; Cradle Grab Hooks	15,000 lb
(4) 3/8" G100 Chain; Non-Cradle Grab Hooks	8,800 lb
(4) 5/16" G100 Chain; Non-Cradle Grab Hooks	5,700 lb
(2) 5/16" - 3/8" Ratchet Load Binder	8,800 lb



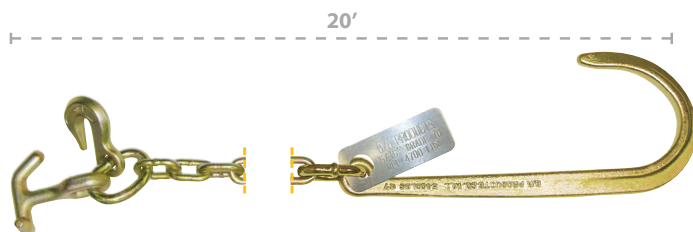
### G70 Chain with 15" J Hook; T, Grab & Mini J Hooks

PART #	SIZE	LENGTH	WT	WLL
N711-610C	5/16"	10'	15 lb	4,700 lb



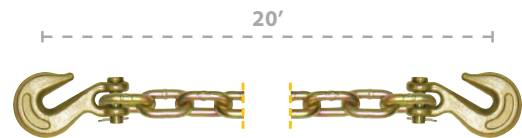
### G70 Chain with 15" J Hook; Grab & T Hooks

PART #	SIZE	LENGTH	UNIT	WT	WLL
N711-6	5/16"	10'	PAIR	31 lb	4,700 lb





### G70 Chain with 15" J Hook; Grab & Hammerhead™ T-J Combo Hooks

PART #	SIZE	LENGTH	UNIT	WT	WLL
N711-6H	5/16"	10'	PAIR	30 lb	4,700 lb



### G70 Binder Safety Chain with Clevis Grab Hooks

PART #	SIZE	LENGTH	WT	WLL
11A-516G720	5/16"	20'	21 lb	4,700 lb
11A-38G720	3/8"	20'	29 lb	6,600 lb



### THE B/A ADVANTAGE of using a Pear vs. Round Link:

#### Pear Link

Dedicated 60° pull-point which allows for a higher work load limit and lowers the risk of the hook or other attachment from sliding around.

#### Round Link

Offers no dedicated pull-point, allowing the attached hooks and lines to slide 360° in a less safe manner.

#### G70 V-Chain; 15" J Hooks

PART #	SIZE	LENGTH	WT	WLL
N711-8	5/16"	2' Legs	15 lb	5,400 lb @ 60°
N711-8-3	5/16"	3' Legs	17 lb	5,400 lb @ 60°



#### G70 V-Chain; 15" J Hooks & Mini J Hooks

PART #	SIZE	LENGTH	WT	WLL
N711-8J	5/16"	2' Legs	17 lb	5,400 lb @ 60°



#### G70 V-Chain; 15" J Hooks & Hammerhead™ T-J Combo Hooks

PART #	SIZE	LENGTH	WT	WLL
N711-8H	5/16"	2' Legs	17 lb	5,400 lb @ 60°



#### G70 V-Chain; 8" J Hooks & Hammerhead™ T-J Combo Hooks

PART #	SIZE	LENGTH	WT	WLL
N711-8DH	5/16"	2' Legs	14 lb	5,400 lb @ 60°




#### G70 V-Chain; R, T & Mini J Hooks

PART #	SIZE	LENGTH	WT	WLL
N711-8LU	5/16"	3' Legs	14 lb	5,400 lb @ 60°

## G70 Forged Clevis J Hook

B/A made the original even better; with a longer return to keep the hook in place. The eye is offset to the inside in order to help line the load up in the bottom of the J Hook!

PART #	LENGTH	WT	WLL
N711-2CL	15"	4 lb	5,400 lb



## Weldable Grab Hook

PART #	SIZE	WT	WLL
11-516WGH	5/16"	1 lb	4,700 lb
11-38WGH	3/8"	1 lb	6,600 lb



## R, T & Mini J Hook Cluster on Oblong

PART #	WT	WLL
11-7CL	3 lb	4,700 lb



## Ratchet Load Binder


PART #	CHAIN SIZE	WT	WLL
11-RTL3	5/16" - 3/8"	11 lb	6,600 lb
11-RTL1	3/8" - 1/2"	12 lb	9,200 lb



## QuikBinder™ Plus

The 3-position pawl offers a choice of ratchet extension, ratchet take-up or "free spin" setting for fast adjustment in either direction.

PART #	CHAIN SIZE	WT	WLL
11-QBDR7100	5/16" - 3/8"	12 lb	7,100 lb




**PATENTED**

## Upper Hand Load Binder

The folding handle on one of the hook eyes allows you to take up slack in the tie down chain without twisting!

PART #	CHAIN SIZE	WT	WLL
11-UHRB-1	5/16" - 3/8"	11 lb	6,600 lb



## G100 Sea Container Loading Bridles

PART #	SIZE	LENGTH	WT	WLL
G10-38DC	3/8"	5' Legs	29 lb	8,800 lb @ 30°
G10-12DC	1/2"	5' Legs	46 lb	15,000 lb @ 30°




### 2" Ratchet with Finger Hook

PART #	HANDLE	WT	WLL
38-10A	Standard	3 lb	1,000 lb
38-20A	Wide	3 lb	1,000 lb



### 2" Ratchet

PART #	HANDLE	WT	WLL
38-10	Standard	2 lb	3,670 lb
38-20	Wide	2 lb	3,670 lb



### 2" Gradual Release Ratchet with Rubber Handle

PART #	38-80
HANDLE	Wide
WT	3 lb
WLL	4,000 lb



### 2" Ratchet with Forged Finger Hook

PART #	38-27
HANDLE	Wide
WT	3 lb
WLL	2,570 lb




### 2" Ratchet with Snap Hook

PART #	38-22
HANDLE	Wide
WT	3 lb
WLL	2,000 lb



### 2" Ratchet with Chain

PART #	38-100-R
HANDLE	Wide
WT	4 lb
WLL	4,000 lb



### Bent Finger Hook

PART #	38-10F-H
WLL	2,000 lb



### Mini Datsun Grab Hook Combo

PART #	11-7MDG
WLL	3,150 lb



### Single Finger Hook

PART #	38-10A-H
WLL	1,000 lb



### Snap Hook with Spacers

PART #	38-12-H
WLL	2,000 lb



### T-Pin with Lanyard

PART #	TP-58
LENGTH	5/8" x 3"



B/A Products Co. creates specifications of our chain products in accordance within industry and governmental standards. Our warnings are intended to identify risks which are most common. The responsibility and understanding of the proper safe use and application of the products rests with the user. Failure of the product can occur due to misapplication, abuse, intentional alteration or improper maintenance which can result in property damage, personal injury or death.

**Working Load Limit (WLL):** The maximum load that shall be applied in direct tension to an undamaged straight length of chain, webbing, rope or fittings.

## Chain Doesn't "Just Break"



Once welded, the chain is proof-tested to the industry standard. Proof testing is the procedure whereby each link is tested to twice its Working Load Limit (WLL). By definition, the WLL is the maximum load the chain is warranted to handle.

- All Working Load Limits (WLL) shown in this catalog apply only to new or "in as new" condition products.

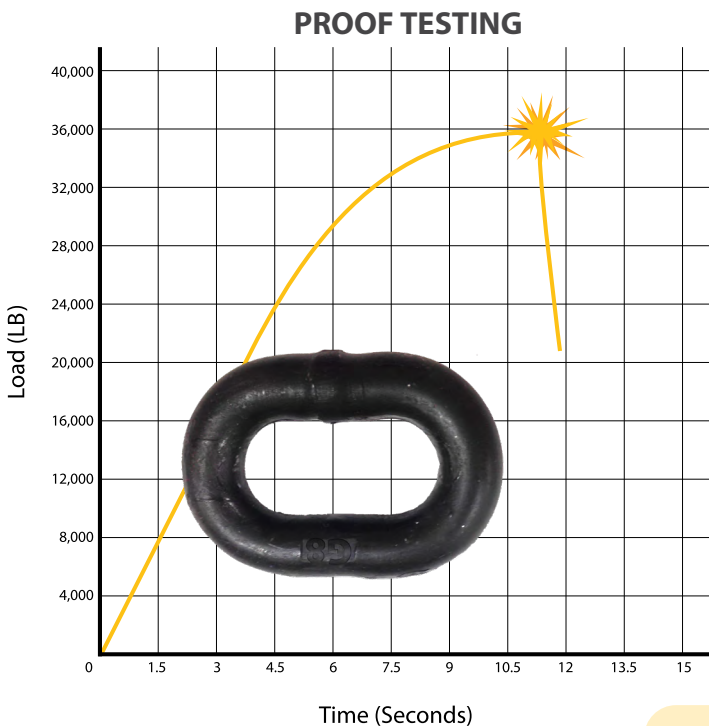
- USE ONLY GRADE 80, 100 or 120 Chain and Attachments for overhead lifting.

- B/A Products Co. chain products are intended to be used at or below the Working Load Limits (WLL) specified in constantly increasing force applications under direct tension or in a straight line pull.

- Shock loading is prohibited and side loading must be avoided as it exerts additional dynamic forces or loading which the product is not designed to accommodate.

- The conditions involving use in certain environmental situations such as unusual (high or low) temperature, chemicals, etc., can cause changes in chain performance.

- Consult B/A Products for additional information or questions regarding the use and application of the products covered in this catalog.



For more information on B/A Safety and Testing please visit our website [Specifications and Usage](https://www.baproducts.com/specs-usage) page at [baproducts.com/specs-usage](https://www.baproducts.com/specs-usage)


The Working Load Limits and the associated safety factor of our products may be affected by wear, misuse, overloading, corrosion, deformation, intentional alteration and other use conditions. Regular inspection must be conducted to determine whether use can be continued at the assigned Working Load Limit, a reduced Working Load Limit or whether the product must be withdrawn from service. The term "Working Load Limit" contains no implication of what load the product will withstand if the product is abused and/ or misused. B/A Products Co. accepts no liability for such abuse or misuse. **THE USE OF CHAIN IS SUBJECT TO CERTAIN HAZARDS THAT CANNOT BE MET BY MECHANICAL MEANS, BUT ONLY BY THE EXERCISE OF INTELLIGENCE, CARE AND COMMON SENSE.** Please visit [www.nacm.info](http://www.nacm.info) for added specifications & warnings.

# WIRE ROPE

## FIBER CORE WIRE ROPE


## SUPER SWAGE WINCH LINE

## STEEL CORE WIRE ROPE




6 x 25

Extra Improved Plow  
Steel Construction




6 x 26

Extra Improved Plow  
Steel Construction



6 x 25

Extra Improved Plow  
Steel Construction



6 x 37

Extra Improved Plow  
Steel Construction

Natural or Synthetic  
Polypropylene fibers  
for greater elasticity.

Stronger, more  
durable and resistant  
to drum crushing  
with a stainless steel  
duplex sleeve.

For use when Fiber Core may  
not provide adequate support  
or operating environment has  
temperatures that could exceed 180° F.

3/8" - 5/8"  
Wire Rope Assemblies

3/8" - 5/8"  
Wire Rope Assemblies

3/8" - 5/8"  
Wire Rope Assemblies

3/4"  
Wire Rope Assemblies




## 3/8" SUPER SWAGE WINCH LINE Self Locking Hook

PART #	LENGTH	WT	WLL
4-S3856LH	56'	22 lb	5,700 lb
4-S3875LH	75'	31 lb	5,700 lb
4-S38100LH	100'	40 lb	5,700 lb



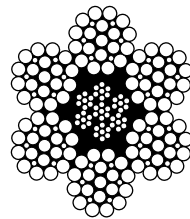
## WIRE ROPE ASSEMBLY Alloy Swivel Hook - Steel Core

PART #	SIZE	LENGTH	WT	WLL
4-38SC56S	3/8"	56'	18 lb	4,250 lb
4-38SC75S	3/8"	75'	25 lb	4,250 lb
4-38SC100S	3/8"	100'	30 lb	4,250 lb
4-58SC200S	5/8"	200'	157 lb	11,600 lb
4-34EI250S	3/4"	250'	302 lb	16,560 lb



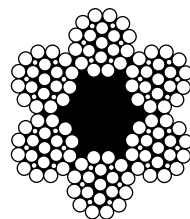
## 3/8" WIRE ROPE ASSEMBLY Self Locking Swivel Hook - Steel Core

PART #	LENGTH	WT	WLL
4-38SC56LH	56'	18 lb	4,250 lb
4-38SC75LH	75'	24 lb	4,250 lb
4-38SC100LH	100'	31 lb	4,250 lb




## Self Locking Swivel Hook - Fiber Core

PART #	LENGTH	WT	WLL
4-38PS56LH	56'	20 lb	3,780 lb
4-38PS75LH	75'	21 lb	3,780 lb
4-38PS100LH	100'	27 lb	3,780 lb



## HEAVY DUTY SHACKLE KIT



Product Colors May Vary

Includes:

- (2) 1" Screw Pin Anchor Shackles
- (6) 1 1/4" Screw Pin Anchor Shackles
- (2) 1 1/2" Screw Pin Anchor Shackles
- (2) 1 1/4" G100 Oblong Link

### WORKING LOAD LIMITS

	CARBON	ALLOY
(2) 1" Screw Pin Anchor Shackles	8.5T	12.5T
(6) 1 1/4" Screw Pin Anchor Shackles	12T	18T
(2) 1 1/2" Screw Pin Anchor Shackles	17T	30T
(2) 1 1/4" G100 Oblong Link	48,400 lb	48,400 lb

PART #	DESCRIPTION	WT
11-VSK	Van Beest Carbon	133 lb
11-CSK	Carbon	133 lb
11-ASK	Alloy	133 lb



Standard



Web Sling



### Container Eye Link


Used on corner eyes of shipping containers as an attachment point for rigging in order to upright overturned containers.

PART #	DESCRIPTION	WT	WLL
CL-1034	Standard	5 lb	35,300 lb
CL-7034	Web Sling	7 lb	35,300 lb

For 'How-To' videos and more information visit our website at [baprod.com](http://baprod.com)!



48"



**PATENTED**

### Tanker Tube

Use as a recovery tool and lifting beam. Uprights busses and tank truckers with ease. Light weight and non-sparking.

PART #	LENGTH	WT	WLL
BA-TANKERTUB	48"	45 lb	Lifting Beam 10,000 lb Tanker Tube 18,000 lb



### B/A SNATCH BLOCKS

Change the direction or gain mechanical advantage over the load being moved. Bronze bushings with grease fittings. Side plates open without coming apart.

#### with Latched Swivel Hooks

PART #	SHEAVE DIAMETER	FITS ROPE SIZE	WT	WLL
6I-2T3	3"	5/16" - 3/8"	6 lb	2T
6I-3T3	3"	5/16" - 3/8"	6 lb	3T
6I-4T4	4.5"	3/8" - 1/2"	14 lb	4T

6I-2T3



6I-2TSW30



#### with Swivel Shackles & 30" Chain

PART #	SHEAVE DIAMETER	FITS ROPE SIZE	WT	WLL
6I-2TSW30	3"	5/16" - 3/8"	9 lb	2T





**Endless Synthetic Super Sling - Blue**

Strong and versatile for aluminum rims with small holes, with a full length floating protective sleeve against damage and wear.



**WORKING LOAD LIMITS**

PART #	SIZE	WT	VERTICAL	BASKET	CHOKER
4R1-5808	5/8" x 8'	3 lb	18,900 lb	37,800 lb	16,065 lb



**PATENTED**

**Driveline Buddy**

A convenient and hassle free tool to secure the driveline of a truck when towing.

Includes:  
Driveline Buddy  
Rope Ratchet  
T-Bar

PART #	WT
52-DLB-1	11 lb



For 'How-To' videos and more information visit our website at [baproduct.com](http://baproduct.com)!

**ROUND SLING KIT**

Includes:

- (2) Yellow 4'      (2) Red 8'      (2) Blue 12'
- (2) Yellow 6'      (2) Red 12'      (2) Blue 16'

**WORKING LOAD LIMITS**

PART #	WT	COLOR	VERTICAL	BASKET	CHOKER
38-RSK	102 lb	Blue	21,200 lb	42,400 lb	17,000 lb
		Red	13,200 lb	26,400 lb	10,600 lb
		Yellow	8,400 lb	16,800 lb	6,700 lb



4' Yellow

x2

6' Yellow

x2

8' Red

x2

12' Red

x2

12' Blue

x2

16' Blue

x2

Find other Products & Offerings on our website, visit [baproduct.com](http://baproduct.com) for more!



B/A's ready for anything Auto Positioning Dolly makes it easy to move disabled vehicles and wrecks into position simply and easily.

PART #	DESCRIPTION	WT	WLL
J-1	Right Handed	43 lb	1,600 lb
J-1LH	Left Handed	43 lb	1,600 lb



### PRODUCT FEATURES & BENEFITS

- 6,400 lb Maximum Loading Capacity with 4 units
- 36" Maximum Tire Height
- 13" Maximum Tire Width
- Heavy Duty Castors to roll smoothly under load
- Takes less time with less effort
- Minimum of 2 REDiJacks required



**High Speed Dolly**  
 84" Aluminum Telescoping Axles with Zinc Plated Ends  
 Diamond Cut Aluminum Wheels  
 Greaseable Hubs  
 Square Aluminum Pry Bar with Orange Grip

PART #	UNIT	SIZE	WT	WLL
40C-SLAD4	SET	4.80" x 8"	156 lb	3,040 lb
40C-SLAD5	SET	5.70" x 8"	174 lb	4,280 lb




**X-Series SLX Dolly Sets Speed Lube Spindle**  
 Aluminum Wheels, X Series Dollies, Speed Lube Spindle

PART #	UNIT	SIZE	WT	WLL
40-D2878	SET	4.80" x 8"	175 lb	3,040 lb
40-D2890	SET	5.70" x 8"	200 lb	4,000 lb

### ITI™ Control Arm Skates

Load vehicles with missing wheels, frozen bearings, broken ball joints, control arms and axles. Both ends have a radius, so no need to remove and turn the skate.

PART #	SIZE	WT
48-CAS6	6"	13 lb



### B/A Individual Tire Skates

Safety orange tire skate with coated lanyard imprinted with B/A logo.

PART #	SIZE	WT
48-2	3.5" x 16"	4 lb



### Turtle™ Tire Skates

Double tire skate with rope handle. Sold as a Pair.

PART #	SIZE	WT
48-TS65	6.5" x 17"	6 lb



### ITI™ Individual Tire Skates

Natural brown tire skate, attached coated wire with B/A logo.

PART #	SIZE	WT
48-100	3.5" x 16"	2 lb



### Rubber Wheel Chock

Heavy-duty rubber material with an anchored eye to attach a line and keep blocks together. Sold as a Pair.

PART #	SIZE	WT
5-RWC1	5" x 10" x 7.5"	14 lb



### Wreckmaster Interlocking Tire Skates

Interlocking teeth for a variety of sizes. Center groove accommodates brake rotors for vehicles without wheels. Sold in Packs of 4.

PART #	SIZE	WT
48-WSN	3.5" x 16"	8 lb




### Sneaky Pete Door Tool

PART #	SIZE	WT
12-1A	3/4" x 22"	1 lb



### Red Alert Door Tool

PART #	SIZE	WT
12-270	54"	2 lb



### Door Tool Kit

(1) Red Alert Door Tool (1) Inflatable Air Wedge  
(1) Sling Strap (2) Plastic Window Wedge

PART #	UNIT	WT
12-DK1	KIT	3 lb

### Plastic Window Wedge

PART #	SIZE	WT
12-W5	5.5" x 2.5"	1/2 lb



### Inflatable Air Wedge

PART #	WT
12-275	1/2 lb



### 15' Measuring Stick 4' Arm, Standard & Metric

PART #	WT
BA-MS15	5 lb



### 15' Measuring Stick 4' Arm, Standard

PART #	WT
BA-MS4	5 lb



### Slip Plate®

Friction fighting graphite and a propriety binder system for a long lasting dry lubrication.



PART #	DESCRIPTION	UNIT	WT
SP-33005	Quarts	CASE/6	17 lb
SP-33015	Gallons	CASE/4	41 lb
SP-33003	12 oz Cans	CASE/12	13 lb

### Deluxe Universal Spill Kit

- (1) Pair Goggles & Gloves
- (1) Disposal Bag
- (10) 15" x 18" Absorbent Pads
- (2) 48" Absorbent Socks
- 1/2 Gallon Super Sorbent
- (1) Clear Storage Bag



PART #	WT
BA-SPILL	5 lb

### Winch Bars

PART #	LENGTH	WT
WB-18	18"	3 lb
WB-24	24"	3 lb
WB-34	34"	3 lb
WB-385	38.5"	3 lb



### Tarp Straps

PART #	LENGTH	UNIT	WT
38-TS15	15"	CASE/50	13 lb




### Sling Straps

PART #	DESCRIPTION	SIZE	UNIT	WT	CAPACITY
1-1	4 Hole	10" x 47"	PAIR	15 lb	6,600 lb



### 18" x 18" Safety Flag with Bungee Cord

PART #	COLOR	WT
BA-FLAG1	Orange	1 lb
BA-FLAGR1	Red	1 lb



### Safety Triangle Kit

- (3) Triangle Flags
- (3) Stands
- (1) Plastic Case

PART #	WT
26-3	14 lb





**Crankenstein® Jump Starting Power Pack**

12/24 Volt Lithium

**PART # 41-C154**

**WT 9 lb**



**Small Jump Start Pack**

Portable and reliable 12 Volt hand-held jump start delivers 1,700 peak amps of power.

**PART # 41-JNC660**

**WT 22 lb**



**Pro Series Pro Pack**

Includes:

Pre-charged Power Pack

Smarty Clamps®

OBDII 12V Memory Saver

12V Mini Clamps DV Adapter

Wall & Car Chargers

Weather-Resistant Zippered Pouch



PART #	DESCRIPTION	UNIT	WT
<b>41-N662PP</b>	N662 Pro Series Pro Pack	KIT	4 lb


**Power Plug Pro 30**

30' Cables with 5' Truck Harness. Protective coated steel clamps, heavy 4 gauge conductors and 500 amp capacity.

**PART # T3-PRO30**

**UNIT KIT**

**WT 18 lb**



**TowMate®**

**21" Wireless Tow Light**

Provides stop, tail, turn and side marker lights on each end.

PART #	TRANSMITTER	WT
<b>25-TM21D</b>	Plug-In 4-Way	6 lb



**TowMate®**

**22" Economy Wireless Tow Light**

Provides stop, tail and turn signals in a durable PVC housing.

PART #	TRANSMITTER	WT
<b>25-TM22G</b>	Plug-In	6 lb

**B/A Magnetic Tow Lights**

12V lights with a 30' cord; 7' of cord between lights and magnets with covers to help prevent scratching. Sold in a Box of 6.

PART #	TRANSMITTER	WT
<b>24-1LED</b>	Plug-In 4-Way	7 lb
<b>24-1</b>	Plug-In 4-Way	7 lb



**TowMate®**


**36" Wireless Truck Bar**

Provides stop, tail, turn signals, center DOT lights and side markers.

PART #	TRANSMITTER	WT
<b>25-TM36</b>	Plug-In 7-Way	14 lb

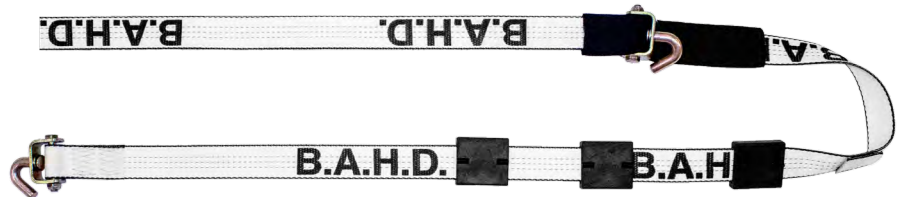
### 2" Heavy Duty Natural Web Trailer Strap with Double Finger Hooks & Tire Grippers

PART #	LENGTH	WT	WLL
NHD-DJ144	12'	3 lb	3,330 lb




### 2" Heavy Duty Natural Web Trailer Strap with Swivel J Hooks, Tire Grippers & Protective Sleeve

PART #	LENGTH	WT	WLL
NHD-3053-144	12'	4 lb	3,670 lb



### 2" Heavy Duty Trailer Strap with Swivel J Hooks

PART #	GRIP	LENGTH	WT
HD-3053-144	Tire Grippers	12'	4 lb
HD-3144RS	Grip Strip	12'	5 lb
HD-3053-168	Tire Grippers	14'	5 lb
HD-3168RS	Grip Strip	14'	5 lb
HD-3053-180	Tire Grippers	15'	5 lb
WLL 3,670 lb			



### 2" Heavy Duty Trailer Strap with Double Finger Hooks

PART #	GRIP	LENGTH	WT
HD-DJ144	Tire Grippers	12'	3 lb
HD-DJ144RS	Grip Strip	12'	4 lb
HD-DJ168	Tire Grippers	14'	4 lb
WLL 3,330 lb			



### 2" Ratchet Tie-Down Assembly with Double Finger Hooks & Tire Grippers

PART #	LENGTH	WT	WLL (TIE-DOWN)
BA-R100	10'	6 lb	1,665 lb 2-Point 3,330 lb 3-Point




### 2" Ratchet Tie-Down Assembly with Long Swivel J Hooks & Tire Grippers

PART #	LENGTH	WT	WLL
BA-SJL120	10'	7 lb	3,570 lb



2" Classic Web with Grip Strip Sleeve

PART #	LENGTH	WT	WLL
SG-SJL120	10'	7 lb	3,670 lb




2" Ratchet Tie-Down Assembly with Double Finger Hooks & Grip Strip Sleeve

PART #	LENGTH	WT	WLL (TIE-DOWN)
SG-R100	10'	6 lb	1,665 lb 2-Point 3,330 lb 3-Point



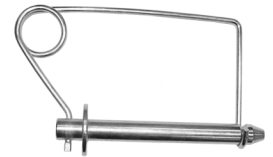
Weld-On 5 Hole Steel Flipper

PART #	SIZE	WT
BA-FLIPPER5	13 3/4"	3 lb



4" Snap Lock Pin

PART #	DESCRIPTION	SIZE
BA-58SLPW	with Washer	5/8"
BA-58SLP	No Washer	5/8"
BA-34SLPW	with Washer	3/4"



Left & Right Gears



PART #	ID	SIDE	WT
BA-133L	1.33"	Left	2 lb
BA-133R	1.33"	Right	2 lb
BA-150L	1.50"	Left	2 lb
BA-150R	1.50"	Right	2 lb



Left

4" Pretzel Stay Lock Pin

PART #	SIDE	SIZE	WT
BA-PP55L	Left	5/8"	2 lb
BA-PP55R	Right	5/8"	2 lb
BA-PP34L	Left	3/4"	2 lb
BA-PP34R	Right	3/4"	2 lb



Spring Lock with Pin

PART #	LENGTH	WT
SL-2	Short	1 lb
SL-3	Long	1 lb




Spring Lock with Ring

PART #	LENGTH	WT
BA-SL	Short	1 lb
BA-SL-L	Long	1 lb



Top



Bottom

Roller Style Pooched Ramp

PART #	SIZE	WT	WLL PER AXEL
RP-C18099R5	18" x 99"	61 lb	5,000 lb

Safety Snap Lock Pin



PART #	LENGTH
BA-DWS516275	5/16"

Cylinder Pin

PART #	LENGTH
BA-LHCP3425	3/4" x 2 1/2"



Cylinder Pin Clip

PART #	WT
BA-RC34	1 lb



Deck Lock Pin

PART #	LENGTH
PP-34	3/4" x 4"



Ramp Roller

PART #	WT
R-R3	1 lb





## BREAK TESTING

B/A Products' roots are grounded in the transportation industry, where the culture thrives on a gritty, hard core work ethic. The men and women using our products operate in a fast paced, high stress environment whether they are working to upright a rig in the middle of the night or the first responder to an accident scene. The last thing these men and women need to worry about is whether the product they're using to lift a truck overhead or upright a container is going to perform safely. Through destroying products in every way imaginable at the B/A Products Co. testing facility, B/A is able to provide security and peace of mind.

## WELD LINK TESTING


Two sets of test links are tested every 100 welds. Each set consists of **2 links welded together with a hook on one link**. When the links are tested one set is **pulled straight**, and one set is **pulled on the weld (side pull)**.

### STRAIGHT PULL



As force is applied, the link stretches in length and narrows in width. When approaching minimum break strength, the diameter of the link reduces (neck down) in one or more areas, until failure occurs.

### SIDE PULL



As force is applied, the sideways link stretches to an oval in the opposite plane, then stretches in length and reduces in width. When approaching minimum break strength, the diameter of the link reduces in one or more places, until failure occurs.



**E/B/A**  
PRODUCTS CO.®

**SAFETY  
FIRST**

**KEEPING YOU SAFE;  
ONE BREAK TEST AT A TIME.**

**SINCE 1978**

# B/A PRODUCTS CO.

*baprod.com | Phone 800.327.3301 | Fax 410.381.6358*



© 2020 B/A Products Co.